

# Immortal Realm Web Client


Under the Hood: Browser Play, Asset Caching,  
and Storage Management.

# The Promise of the Web Client



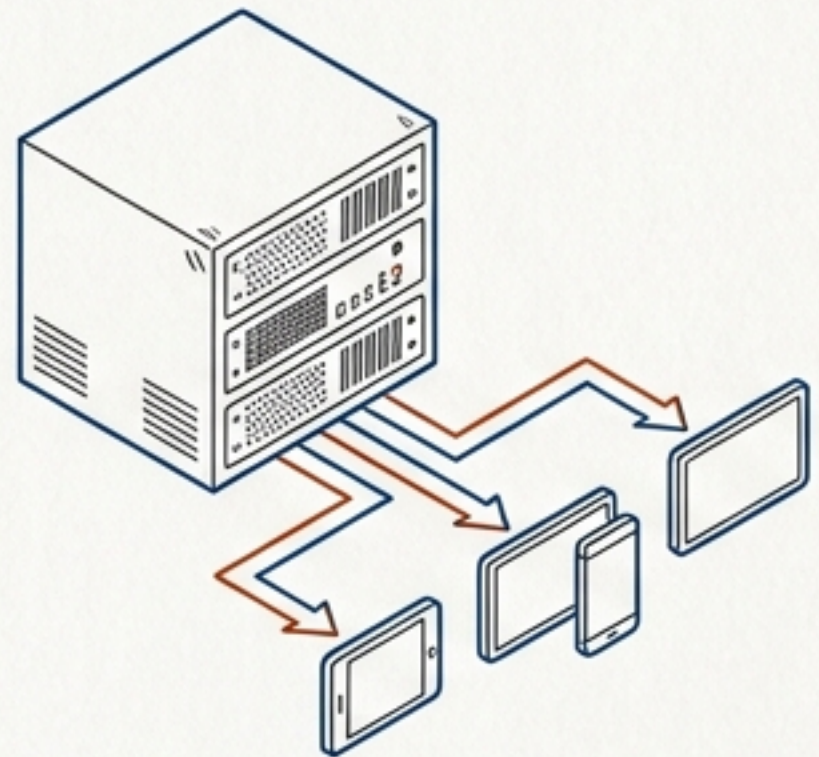
## No Installation

Run the UO game directly via [play.classicuo.org/?shard=91](http://play.classicuo.org/?shard=91) in a chromeless window.



## Instant Access

Bypasses external launchers for immediate entry into the realm.



## Shared World

The identical shard, identical account state, and identical world as the desktop client.

# Desktop vs. Web Client Parity

	<b>Desktop Client</b>	<b>Web Client</b>
Installation	Local executable & launcher.	Zero install, chromeless browser window.
Asset Storage	Local hard drive directory.	Browser cache profile directory.
Account State	<b>Strictly identical.</b> Switch freely between clients (one at a time per character).	

## **The WebIdentity Hook**

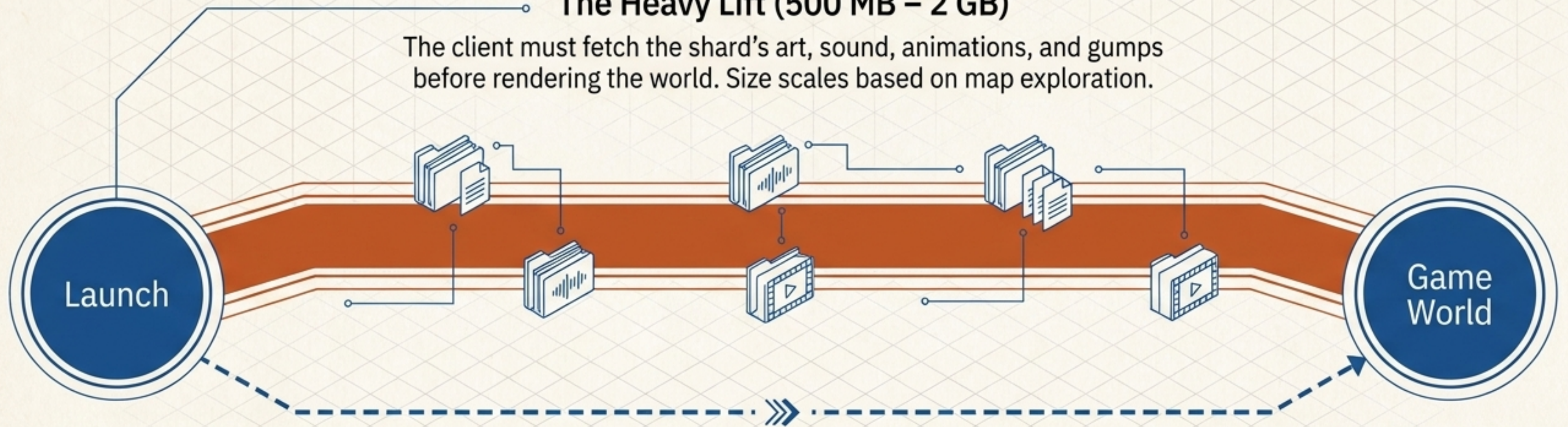
IP limits and audit logs see the exact same address regardless of the client used.

**Your real IP seamlessly follows you.**

# The Tale of Two Loads

## The Heavy Lift (500 MB – 2 GB)

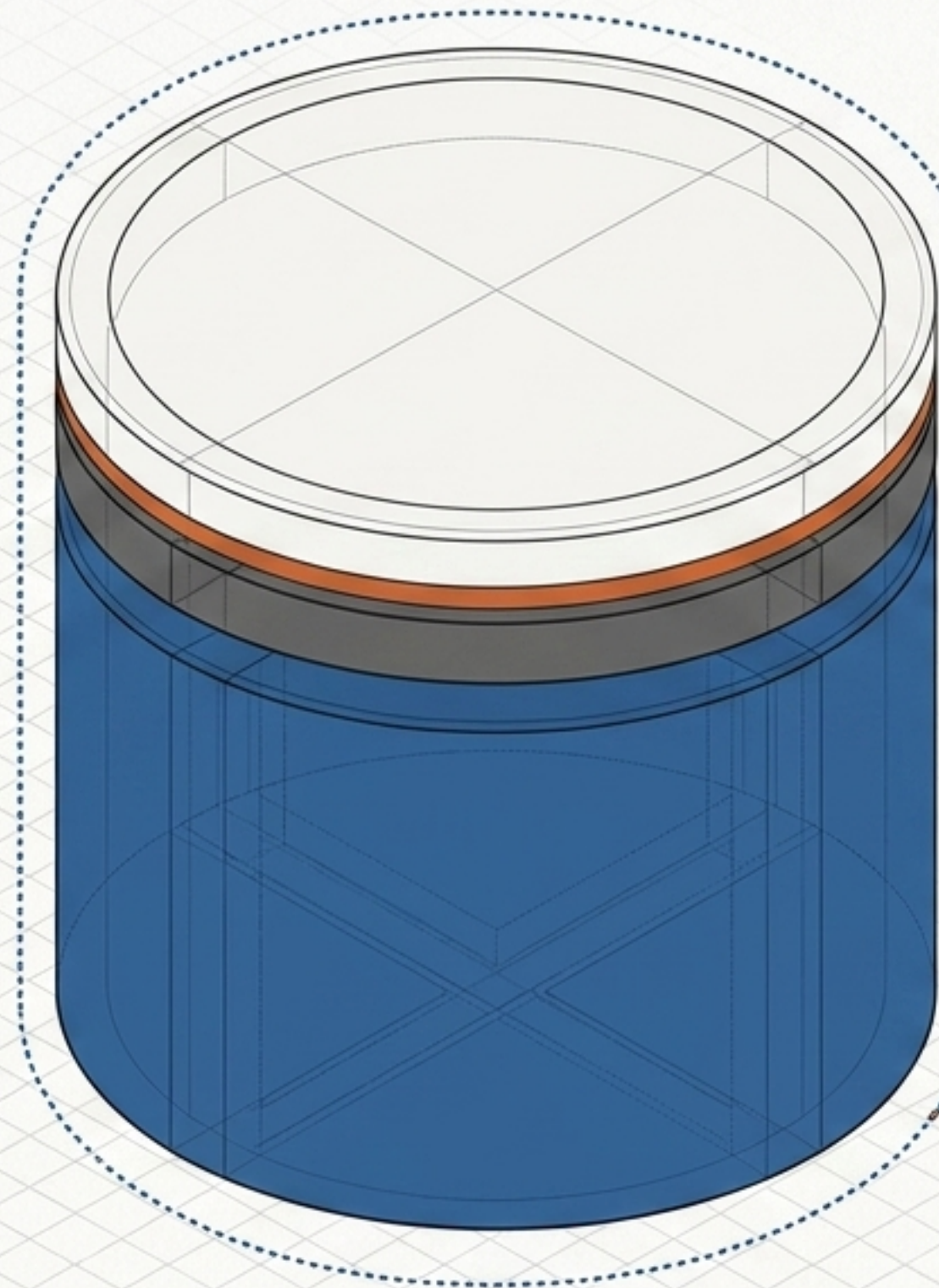
The client must fetch the shard's art, sound, animations, and gumps before rendering the world. Size scales based on map exploration.



## The Instant Boot

Assets are loaded directly from your local browser cache, launching the game in seconds.

# Anatomy of the Browser Cache



## localStorage (<1 MB)

Tiny user preferences: last-character pick, gump positions, settings.

## Cache Storage (10 – 50 MB)

Application code (service worker): the JS, WASM, and HTML that boot the client.

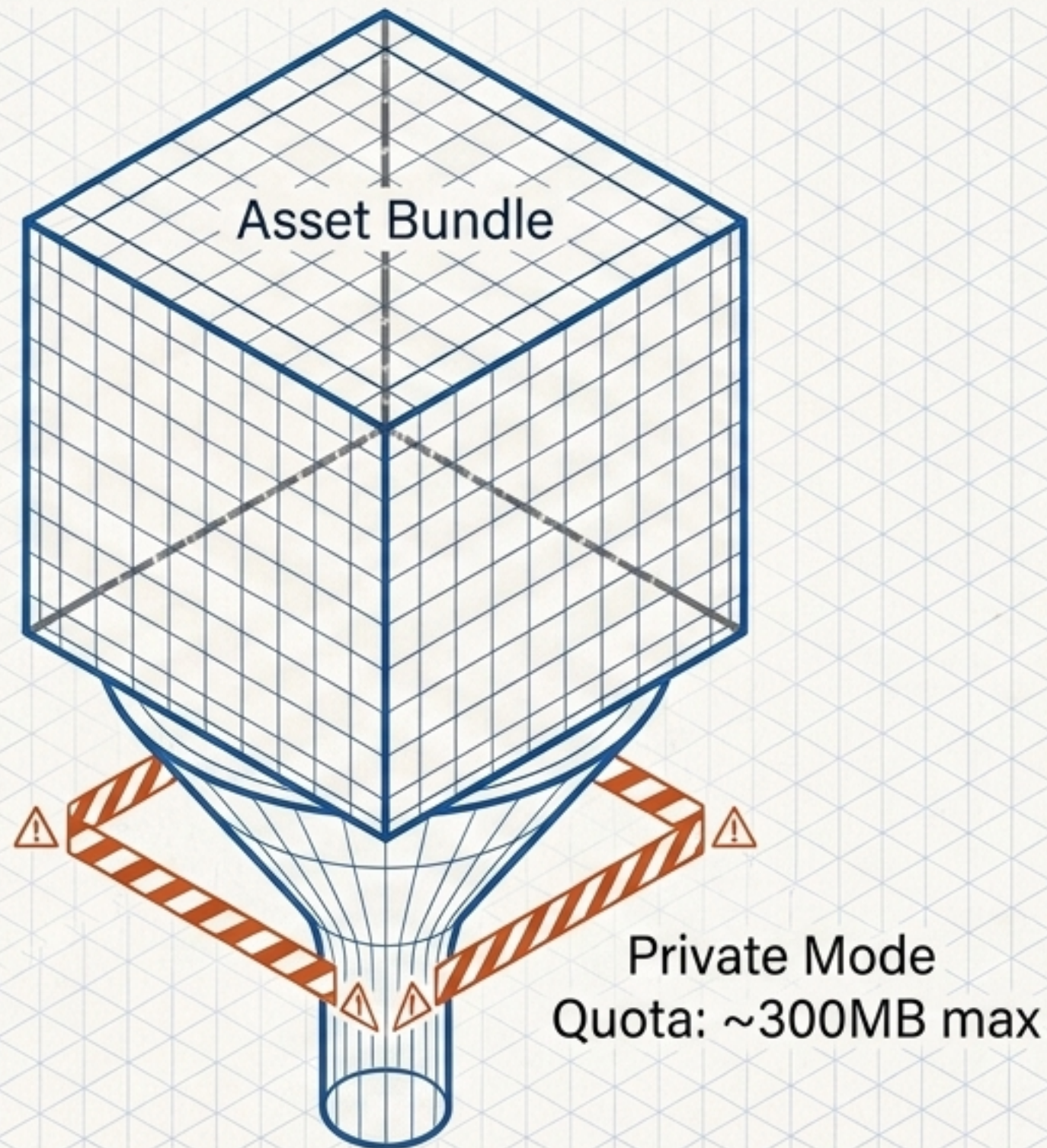
## IndexedDB (500 MB – 2 GB)

The bulk assets: art, gump, anim, sound, fonts, and cliloc files.

## Strictly Origin-Keyed

This data is locked to **play.classicuo.org**. Touching this cache impacts no other sites, and visiting other sites cannot touch this cache.

# The Incognito Roadblock



## Context

Private and incognito browsing windows enforce severe storage quotas that fall well below the required asset bundle size.

## Outcome

The web client fails part-way through the initial download.

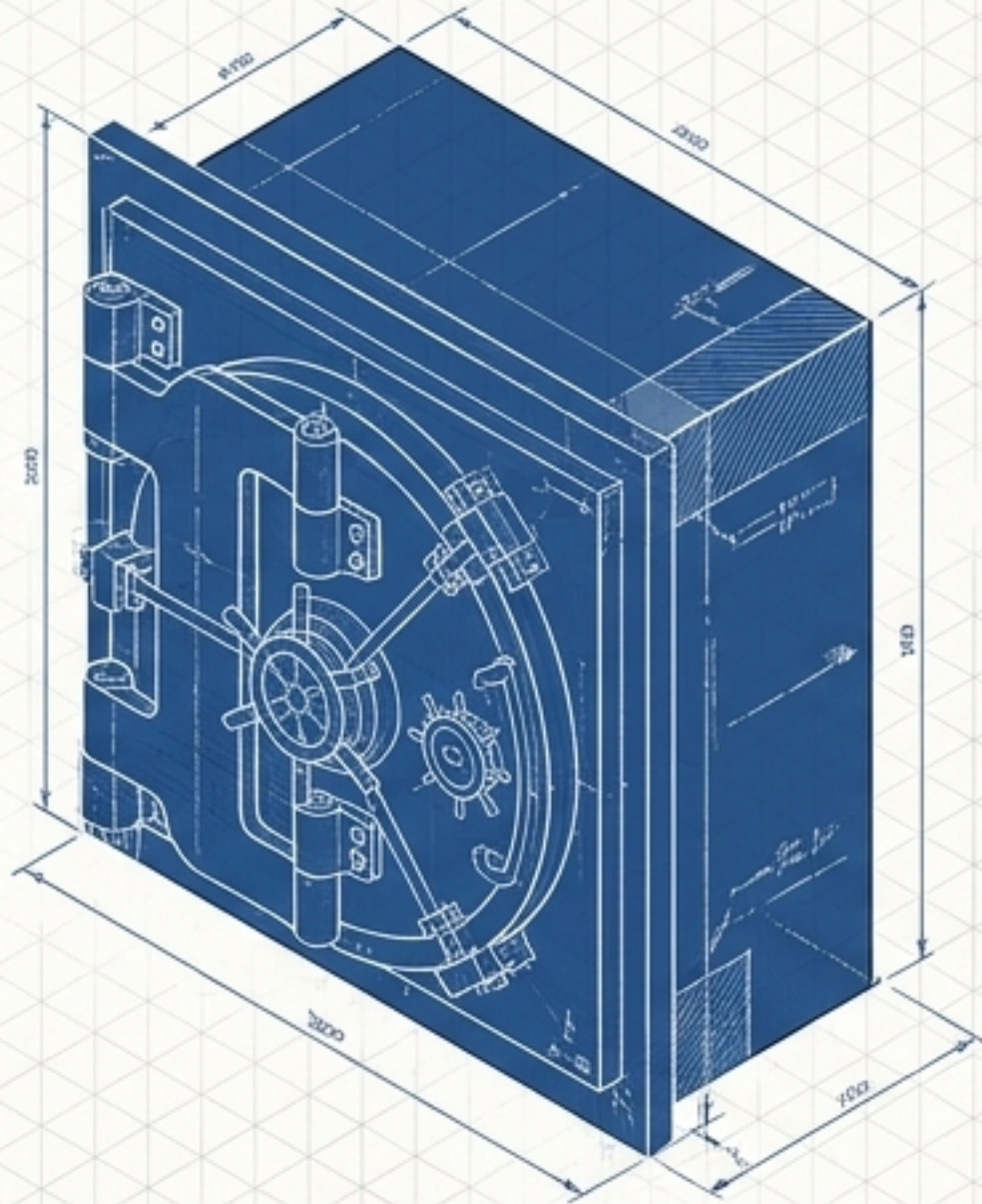
## Rule

**Always use a standard, non-private browser window to play.**  
(This is a ClassicUO Web engine limitation, not a shard rule).

# The Golden Rule of Data Safety

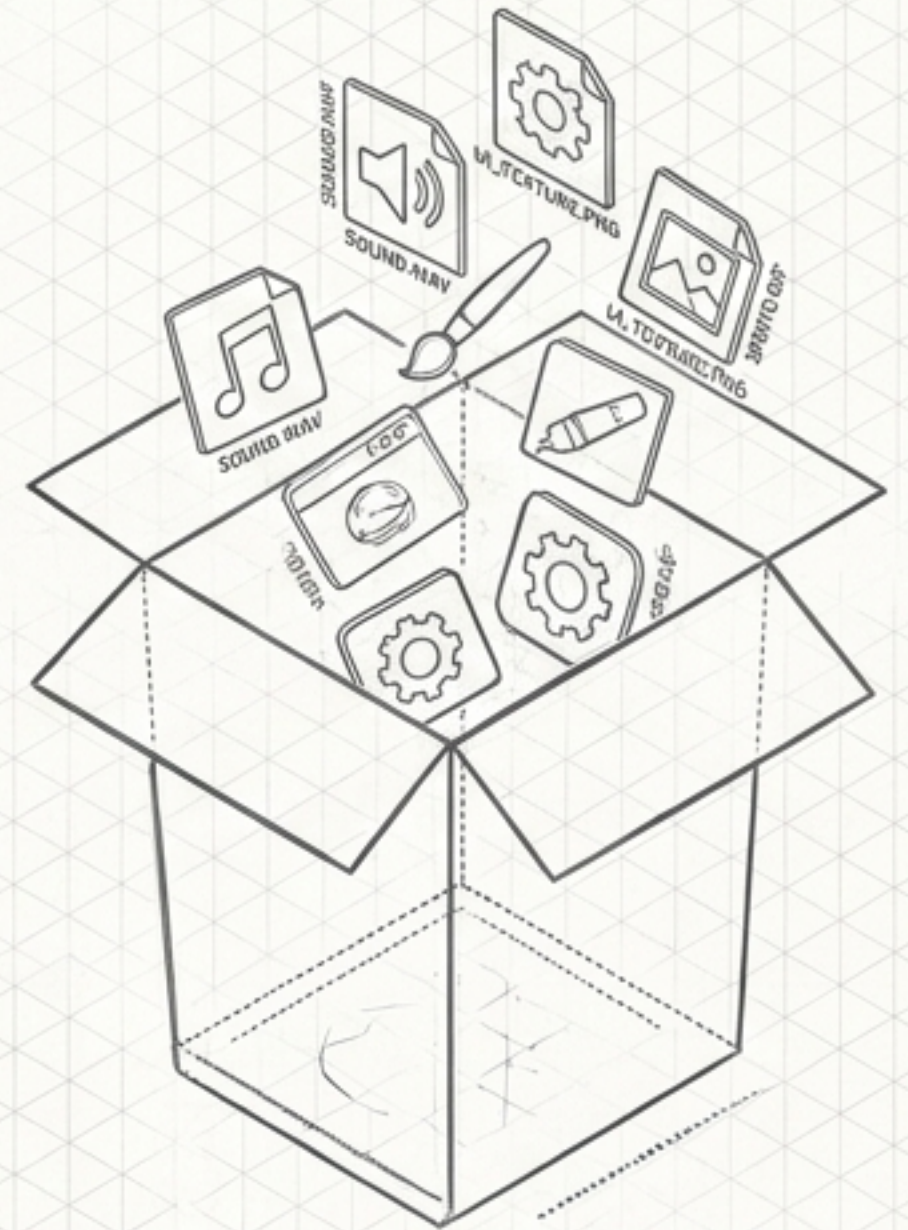
## Server Authority

Your characters, gear, and account state live securely on the shard's server.



## Local Copies

The browser cache holds only disposable, local copies of the game's paint job (art, sounds, UI).



**Clearing the cache never deletes your progress.**  
It merely forces a **fresh download of the visual assets** on your next visit.

# Diagnostic: When to Clear the Cache?

Are you experiencing issues or needing space?

## Triggers to Clear

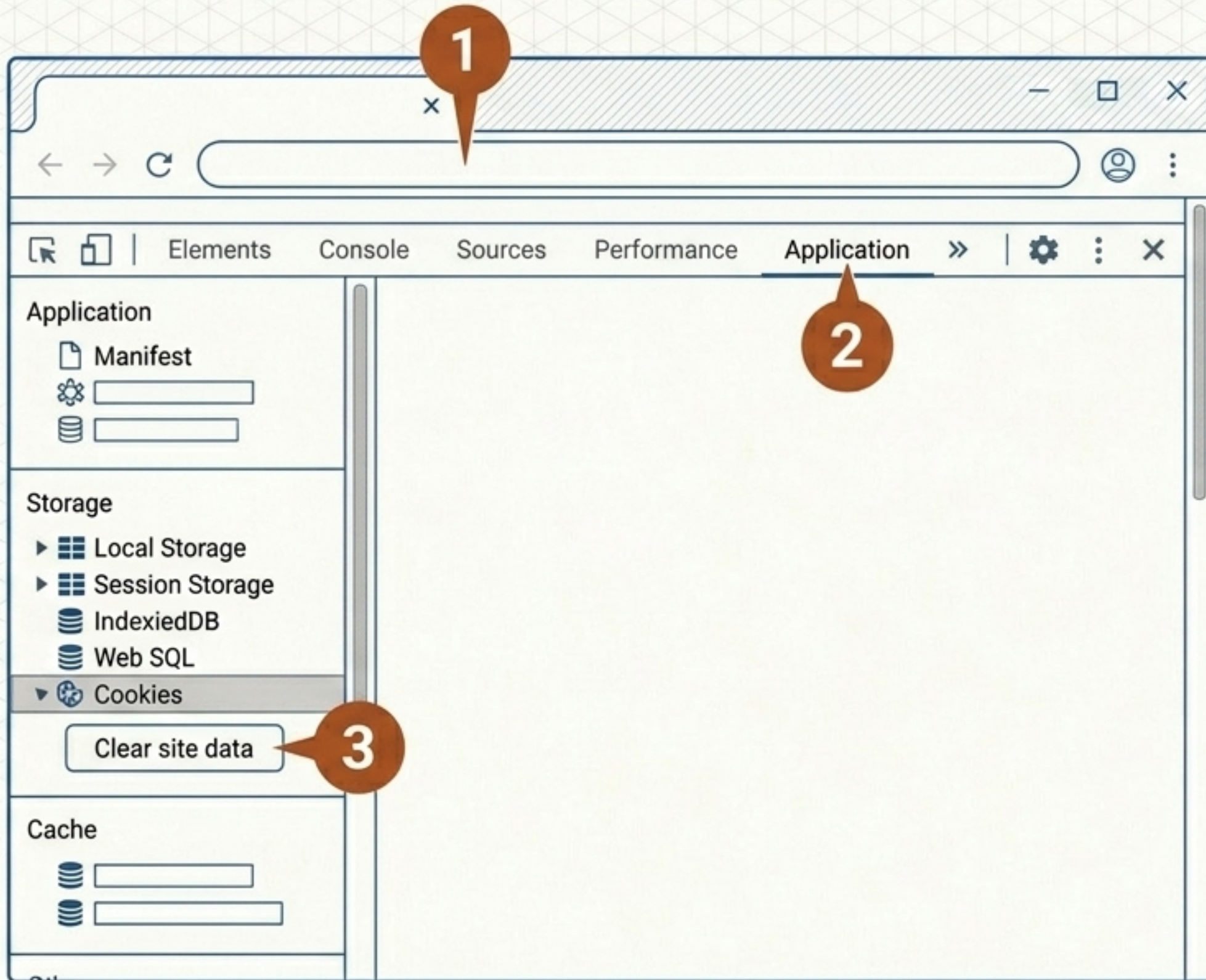
- You need to reclaim 2GB of hard drive space.
- The client is misbehaving (repeated load errors at the same point, missing art, silent audio).
- You are migrating to a new machine or browser.

## Triggers to Leave Alone

- Routine system maintenance.
- The game is running perfectly.

Let the browser's storage manager handle routine eviction.  
The cache is what makes your launches feel instant.

# The Universal Power-Clear (Chromium / Edge)



- 1 Open **play.classicuo.org** and press **F12** to open Developer Tools.
- 2 Navigate to the **Application** tab.
- 3 In the Storage panel (top-left), click the **Clear site data** button.

---

**Result:** A one-click wipe that obliterates IndexedDB, Cache Storage, and localStorage for the origin simultaneously.  
**Reload to verify.**

# Standard UI Clearing Matrix

## Google Chrome / Brave



Lock Icon (address bar) → Site settings → Usage → Clear data → Confirm.

## Microsoft Edge



Use the F12 DevTools method (see previous).

## Mozilla Firefox



Shield/Lock Icon → Clear cookies and site data → Confirm.


*(Alternative: about:preferences#privacy → Manage Data → search 'classicuo' → Remove Selected).*

## Apple Safari (macOS)



Safari Settings → Privacy → Manage Website Data → search 'classicuo' → Remove → Done.

# Cache Clearing for Mobile




## Android (Chrome)

- Tap the kebab menu (three dots) on the game tab.
- Select **Site settings**.
- Tap **Clear & reset**.

## iOS (Safari)

- Open the main iOS Settings app.
- Navigate to **Safari** → **Advanced** → **Website Data**.
- Swipe left to delete the **classicuo** entry.



# The Power User: On-Disk Paths

**Warning:** Close the browser before deleting. Deleting these files while the browser is active will cause it to instantly rewrite the cache upon relaunch.

**Edge:** %LOCALAPPDATA%\Microsoft\Edge\User  
Data\Default\IndexedDB\https\_play.classicuo.org\_\*

**Chrome:** %LOCALAPPDATA%\Google\Chrome\User  
Data\Default\IndexedDB\https\_play.classicuo.org\_\*

**Firefox:** %APPDATA%\Mozilla\Firefox\Profiles\  
<profile>\storage\default\https+++play.classicuo.org

Note: The size of the https\_play.classicuo.org\_\* folder on your disk represents your exact storage cost.

# Beyond the Cache: Troubleshooting

If a clean cache still yields an error, the issue resides server-side or browser-side, not in your local storage.



Cache cleared, but game fails.

**Action Plan: Open a thread in the Immortal Realm Help Channels.**

## The Bug Report Formula

1.
2.
3.

Supply exactly these three details to get pinpoint assistance from staff.

# Immortal Web Client Best Practices



## Expect the First Lift

The initial launch requires downloading up to **2GB** of art and audio. It is a one-time cost.



## Avoid Incognito

Private browsing throttles storage and stalls the boot sequence. Stick to standard windows.



## Clear Only When Broken

The cache speeds up your access. Preserve it unless an asset corrupts or you desperately need disk space.